


# Planning is Key to Success!

- ▶ Outline your topic
- ▶ Do your research ahead of time
- ▶ Create a Storyboard



# What is a Storyboard?

- ▶ **A map of your multimedia project indicating detailed plans including:**
  - Planned text content
  - Planned graphics
  - Planned audio and/or video
  - Color scheme and/or theme
  - Slide transitions and/or animation

# Creating Your Storyboard

- ▶ Your Storyboard becomes your plan for your finished product.
- ▶ You can draw or type it.
- ▶ Each square of the storyboard should contain your plan for ONE page, slide or section of your project.

Page Title

1. Planned Text and Font Choice
2. Chosen colors, animations, sounds, transitions, etc.

(Draw layout if possible)

"The Lost Colony"

Bv 

Black font  
"The Lost Colony"




Contact us:



font size: 9.4

Black font  
Where Did They Go?




font size: 9.4

Colored  
Games










Robbed Instructions


Colored  
Pictures

Black Font

font size: 10

Black Font  
Clothes




Robbed

Size 9.4



Storyboard Topic: Jamestown Colony

**Jamestown**

- home
- service list
- related links

Home

Paragraph: when it was founded, dates, etc...

where rests located


Arial 14pt font

background color purple

**The first English colony**

Life in Jamestown

Paragraph: how they survived, population, attraction of colonists, how they got food.




Comic Sans font 14pt


background color white

Comic Sans font - under pictures 10pt.


**Pictures of Settlement**




People on boat



at forts



waters around colony.



food

background color blue

background color pink

**more pictures**

laughs and around campfire




font 10pt Comic Sans

Great!

font: Times New Roman 12pt.


**Food in the colony**

Paragraph: fish & animals, hunting, cooking, plants, & farming.

background color: black

**Summary**

Paragraph: The colony lasted years, it was hard to survive but many people died also some survived.



font

background color: red font: 14pt. Comic Sans.

Storyboard Topic: Roanoke - The Lost Colony

Good description of layout without drawing!

- turquoise & blue
- picture in right column
- contact info on bottom
- the story of Roanoke

- turquoise + blue
- picture in right column
- why Roanoke?

Font choices are missing though as well as a better description of pictures!

- turquoise and blue
- pic. in right column
- Virginia Dare: the first child born in America

- turquoise + blue
- pic in right column
- questions to ask yourself about Roanoke

- turquoise + blue
- pic in right column
- Summary of All You've Read

- turquoise + blue
- pic in right column
- About the Author of this Website!

*it would have been nice if you had said what the pictures would be of*

Another example with words and not drawing the layout.

This one is missing layout as well as color choices though.

Home page, this is where I will introduce my website about my colony and tell what services the website can do for them I will use Times New Roman font and 14 size font.

The fourth page I will give information of why and how they wanted to go to the New World and give the user a timeline of all the stages of when they got there to the end.

Color choices?  
Graphics?  
Sound?

The second page is where I will give them pictures and facts about these pictures so the user can see what the colony looks like or what different things they use within their colony.

The fifth page is where I will give different main topics of the leaders and other important people so if they just need information on that one person the user will have it.

The third page is where I will give them different facts about what went on at the colony the important people and other information.

The sixth page is where I will put important dates of different things and also put related links at the bottom of the page.